

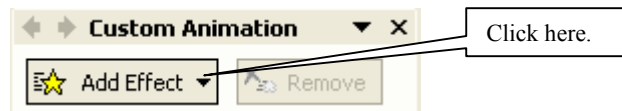


# MS PowerPoint: Animation

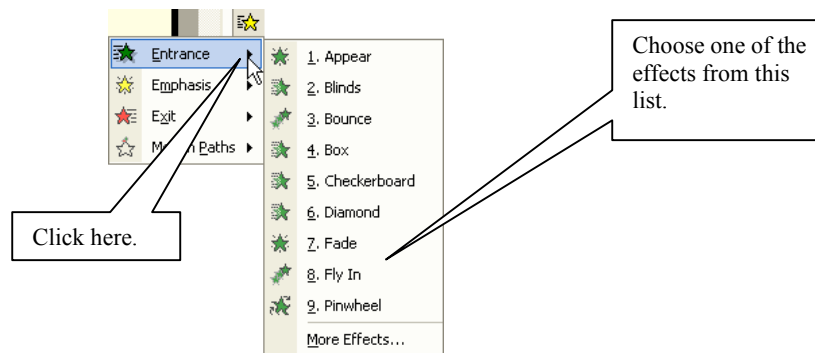
Windows version 2002

**Animation is when a picture or word appears or disappears from your slide with motion.**

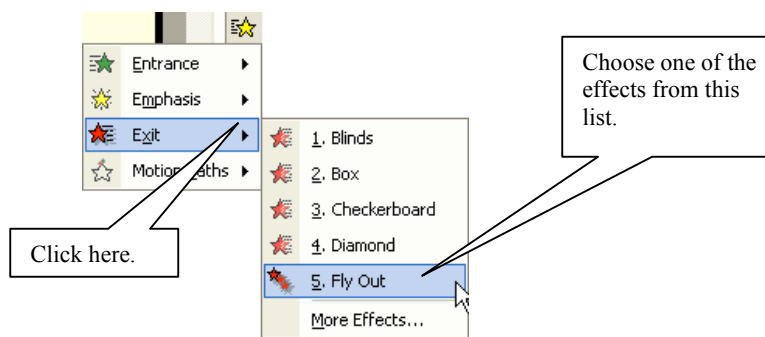
Go to Slide Show>Custom Animation  
Click on the picture, word, or other object that you want to animate.  
Click on Add Effect to open the Animation window.



Use the drop-down arrow and click on Entrance to reveal choices.  
Choose an animation style from the list (click on an effect in the list to preview it).



You can repeat this process to add animation to the object as it Exits the screen.



To remove an effect, click on the selection in the list and then click Remove.

